



Chubbsafes

Trusted the world over.

PULSE 2

USER INSTRUCTIONS



INSAFE HELPDESK

0800 52 63 88

helpdesk@insafe.co.uk



PULSE 2 USER INSTRUCTIONS



WATCH THE PULSE 2 TUTORIAL HERE


Penalty

After four attempts to enter an incorrect code, the lock starts a 4-minute delay period. Each attempt to enter the code within the 4 minutes delay period restarts the count.

Low Battery Warning

A long beep during opening indicates a low battery level. Replace immediately the low battery with a new Alkaline battery.

Sound Signals

A double beep  normally indicates a correct operation. A long beep indicates an incorrect operation and the end of the operation itself.







Recommendations

Do not use easily identifiable codes such as 123456, dates of birth or other personal information.






CHANGE CODE

Default Manager code "123456". Safely store the new code and perform various opening / closing tests before closing the safe door).

To be performed with the door open!

- 1 Press and hold  until the double beep. The LED remains on.  
- 2 Enter the **old code**. 
- 3 Enter the **new code**. 
- 4 Confirm the **new code**. 
- 5 Perform various opening / closing tests before closing the safe door.

ACTIVATE A NEW USER

- 1 Press and hold  until the double beep. The LED remains on.  
- 2 Enter the **Manager code**.
- 3 Enter the code to be associated with the user. 
- 4 Enter again the code to confirm it. 



PULSE 2 USER INSTRUCTIONS



WATCH THE PULSE 2 TUTORIAL HERE

DELETE A USER

- 1 Press and hold **[3]** until the double beep. The LED remains on.
- 2 Enter the **Manager code**.
- 3 The keypad beeps twice. The user is deleted.



MEMBRANE TEST

- 1 Press and hold **[5]** until the double beep. The LED remains on.
- 2 Enter the sequence of numbers from 1 to 0.
A confirmation beep is given for each key.
- 3 A damaged key is indicated with a long beep.



TIME DELAY

Time Delay programmable from 0 to 99 minutes.

Open Window from 1 to 19 minutes.

- 1 Press and hold **[9]** until the double beep. The LED remains on.
- 2 Enter the Manager code. The keypad beeps twice.
- 3 Enter the values for the time delay and the open window
in two digits (eg. 10 and 05).
- 4 Confirm the values for the time delay and the open window
in two digits (eg. 10 and 05).



Attention, the time delay can only be lowered in the open window.



Chubbsafes

Trusted the world over.

INSAFE.COM

SALES & SERVICE • SALES@INSAFE.CO.UK

0800 52 63 88

Insafe International Limited

Insafe house, Decimus park, Kingstanding way, Tunbridge wells TN2 3GP

01892 533 000